


TWIN
LINE 405 625

Convertible 19" Receiver

- Specially designed as a switchable 405/625 TV. Inexpensive 625-line unit easily fitted when transmissions commence.
- Automatic fine tuning.
- 6" x 4" front-facing elliptical loudspeaker.
- Channel indication window.
- Cabinet in satin-finished sapele veneer. Front moulding, grilles, and control knobs in two-tone grey.
- Separate on/off switch.
- End-of-travel stops for ease of tuning.


Model 9123



specification

Power Supply:	200-250 volts 50c/s A.C. only.
Power Consumption:	180 watts.
Bands:	I and III.
Main Controls:	Channel Selector, Fine Tuning, Brightness, Volume, On/Off.
Pre-set Controls (at the rear):	Horizontal hold; Vertical hold; Height; Contrast.
Tuning:	Fully loaded twelve-position printed coil turret tuner with adjustable end-of-travel stops. Fine tuning is automatic after initial adjustment.
Loudspeaker:	6" x 4" front-facing elliptical.
Valves and Crystal Diodes:	EF85 (2), EF80 (2), ECL80 (2), PCF80, PCC89, PL83, PCL83, PCL85, PL36, PY800, DY86, BY100, OA70, OA79.
Picture Tube:	AW47-91 (19").
E.H.T.:	16 kV.
Presentation:	Natural sapele veneered cabinet with contemporary satin finish and chromium embellishments. Grey and white fabric panels. Matching control knobs and front moulding.
Cabinet Dimensions:	Width 27½"; height (including feet) 17½"; depth 14½" (including backplate).
Optional Extras:	Telescopic aerial for use in good signal areas. Stand.

Model 9123
Twin Line 405-625 19" Television

 **PHILIPS** — the friend of the family

Dual Standard 19" Television

- Ready to receive 625 programmes *now*. No additional equipment required.
- Automatic fine tuning.
- Channel change for Bands I and III has end-of-travel stops.
- Natural sapele veneer cabinet with contemporary satin finish and chromium embellishments. Front frame in natural pale beech.
- Black and white loudspeaker fabric, pale grey control knobs.

Model 9133



Power Supply:	200-250 volts 50 c/s AC only.		
Power Consumption:	180 watts.		
Bands:	Bands I and III to 405 line standards. Bands IV and V to 625 line standards.		
Main Controls:	Channel Selector for Bands I and III/VHF. Channel Selector for Bands IV and V/UHF. Fine tuning for Bands I and III. Brightness. Volume. On/Off. System switch (405-625 lines).		
Pre-set Controls: (at rear)	Horizontal Hold for 405 lines VHF. Horizontal Hold for 625 lines UHF. Vertical Hold. Height. Contrast.		
Tuning:	Bands I and III—fully loaded twelve-position printed coil turret tuner with adjustable end-of-travel stops. Fine tuning is automatic after initial adjustment. Bands IV and V—two speed tuning control with slow-motion vernier drive, scale and pointer.		
Loudspeaker:	6" x 4" front-facing elliptical.		
Valves and Crystal Diodes:	EF85 (2) EF80 (2) ECL80 (2) PCF80 (3) PCC89 PL83 PCL83	PCL85 PL36 PY800 DY86 BY100 EF183 EF184	PC88 PC86 ECC82 OA70 (2) OA79 OAB1 (4) BA100
Picture Tube:	AW47-91 (19").		
E.H.T.:	16 kV.		
Presentation:	Natural sapele veneered cabinet with contemporary satin finish and chromium embellishments. Cabinet front frame in pale beech natural finish. Black and white loudspeaker fabric, pale grey control knobs and mask.		
Cabinet Dimensions:	Width 27½"; height 16½"; depth 9½" (13½" including backplate).		
Optional Extras:	Telescopic aerial for use in good signal areas, Bands I and III (NT2005). Stand (NT2028).		

Model 9133

Dual Standard Television




PHILIPS—the friend of the family

TWIN **405 625** **19" Television**
LINE

- Specially designed as a switchable 405/625 receiver. Inexpensive 625-line unit quickly and easily fitted when transmissions begin.
- V.H.F. channel-change control with pre-set channel stops.
- Superb sound from 6" × 4" front-facing loudspeaker.
- Cabinet in medium sapele veneer, with latest satin finish. Front moulding, grille and control knobs in two-tone grey.
- On/off, volume and brightness controls.
- Automatic fine-tuning for V.H.F. tuner.
- *This extremely inexpensive TV has been produced specifically for the 19" rental market.*


Model 9142



Power Supply:	200-250 volts 50 c/s A.C. only.	
Power Consumption:	180 watts.	
Bands:	Bands I and III to 405-line standards.	
Main Controls:	Channel Selector, Fine Tuning, Brightness, Volume, On/Off.	
Pre-set Controls: (at the rear)	Horizontal Hold, Vertical Hold, Height, Contrast.	
Tuning:	Fully-loaded twelve position turret tuner with end-of-travel stops which can be adjusted for the appropriate local channels. Fine tuning is automatic after initial adjustment.	
Loudspeaker:	6" x 4" front facing elliptical.	
Valves and Crystal Diodes:	EF85 (2) EF80 (2) ECL80 (2) PCF80 PCC89 PL83 PCL83	PCL85 PL36 PY800 DY86 BY100 OA70 OA79
Picture Tube:	AW47-91 (19").	
E.H.T.:	16 kV.	
Presentation:	Light medium sapele veneered cabinet in contemporary satin finish. Magnolia coloured front moulding with in-go sprayed to match leather-cloth side strips. Light grey control knobs, silver embellishments, and black conical feet.	
Cabinet Dimensions:	Height 16 $\frac{3}{8}$ " (including feet); width 24 $\frac{3}{8}$ "; depth 14 $\frac{3}{8}$ " (overall).	
Optional Extras:	Telescopic aerial NT2005. Stand NT2031.	

Model 9142


Convertible Television

 **PHILIPS** — the friend of the family

Dual Standard 19" Television

- Ready to receive 405 and 625 programmes *now*. No further equipment required.
- Channel-change control has pre-set stops.
- Fine tuning for V.H.F. tuner is automatic after initial adjustment.
- On/off, volume and brightness controls.
- Semi-rotary 625/405 system switch.
- Powerful front-facing 6" × 4" elliptical loudspeaker.
- Satin-finished sapele veneer cabinet. Front moulding in gull grey. In-go sprayed to match leathercloth side strips.
- Clear-view U.H.F. scale with coarse/fine tuning control.


Model 9148



Power Supply:	200-250 volts 50 c/s A.C. only.
Power Consumption:	180 watts.
Bands:	Bands I and III to 405 line standards. Bands IV and V to 625 line standards.
Main Controls:	Channel selector for Bands I and III/VHF. Channel selector for Bands IV and V/UHF. Fine tuning for Bands I and III/VHF. Brightness. Volume. On/Off. System switch (405/625 lines).
Pre-set Controls: (at rear)	Horizontal Hold for 625 lines UHF. Horizontal Hold for 405 lines VHF. Vertical Hold. Height. Contrast.
Tuning:	Bands I and III—Fully loaded twelve position turret tuner with end-of-travel stops which can be adjusted for the appropriate local channels. Fine tuning is automatic after initial adjustment. Bands IV and V—Two speed tuning control with slow-motion vernier drive.
Loudspeaker:	6" x 4" front-facing elliptical.
Valves and Crystal Diodes:	2 x EF85. PCL85. EF183. 2 x EF80. PL36. EF184. 2 x ECL80. PY800. PC88. 3 x PCF80. DY86. PC86. PCC89. BY100. ECC82. PL83. 2 x OA70. PCL83. 4 x OA79. BA100.
Picture Tube:	AW47-91 (19").
E.H.T.:	16 kV.
Presentation:	Light medium sapele veneered cabinet in contemporary satin finish. Gull grey coloured front moulding with in-go sprayed to match leather-cloth side strips. Light grey control knobs, silver embellishments, and black conical feet.
Cabinet Dimensions:	Width 26 $\frac{1}{2}$ "; height 16 $\frac{1}{2}$ " (including feet); depth 14 $\frac{1}{8}$ " (overall).
Optional Extras:	Telescopic aerial. Stand.

Model 9148


Dual Standard Television Receiver

 **PHILIPS**—the friend of the family

Dual Standard 19" Television

- Ready to receive 405 and 625 programmes *now*. No further equipment required.
- Automatic fine tuning for V.H.F. tuner.
- Fast/Slow motion drive for U.H.F. tuner.
- On/off, volume and brightness controls.
- Semi-rotary 625/405 system switch.
- Stand, optional extra.
- Medium sapele veneer cabinet with contemporary satin finish.
- Powerful 6" × 4" loudspeaker.
- Moulded tube mask in light grey with upper surround in brown mottled leathercloth; lower surround in bright satin-finish silver. Black conical feet.

Model 9152



Power Supply:	200-250 volts 50 c/s A.C. only.		
Power Consumption:	190 watts.		
Bands:	Bands I and III to 405 line standards. Bands IV and V to 625 line standards.		
Main Controls:	Channel Selector for Bands I and III VHF. Channel Selector for Bands IV and V UHF. Brightness. Volume. On/Off. System switch (405-625 lines).		
Pre-set Controls (at rear):	Horizontal Hold for 625 lines UHF. Horizontal Hold for 405 lines VHF. Vertical Hold. Height. Contrast.		
Tuning:	Bands I and III—fully loaded twelve position turret tuner. Fine tuning is automatic after initial adjustment of pre-set control. Bands IV and V—two-speed tuning control with slow-motion vernier drive.		
Loudspeaker:	6" x 4" elliptical.		
Valves and Crystal Diodes:	EF85 (2)	PCC189	PC88
	EF80	PCF86	PC86
	ECL80	PCL85	BY100
	PCL83	ECC82 (2)	OA79
	EF183	PL36	OA81 (3)
	EF184	PY800	OA70
	PL83	PY86	BA100
Picture Tube:	AW47-91 (19").		
E.H.T.:	16 kV.		
Presentation:	Medium size veneered cabinet with rounded corners and contemporary satin finish. Light grey coloured moulded tube mask with upper surround in brown mottled leathercloth and lower surround in bright satin finish silver. Light grey control knobs set in moulded brown escutcheon on side. Black conical feet.		
Cabinet Dimensions:	Width 21½" (including knobs). Height 17½" (including feet). Depth 13½" (overall).		
Optional Extra:	Stand NT2034.		

Model 9152

Dual Standard Television



PHILIPS—the friend of the family

Dual Standard 19" Television


- Ready to receive 405 and 625 programmes *now*. No further equipment required.
- Automatic fine tuning for V.H.F. tuner.
- Front-facing 6" × 4" elliptical loudspeaker.
- Fast/Slow motion drive for U.H.F. tuner.
- On/off, volume and brightness controls.
- Push-button 625/405 system switch.
- Stand, optional extra.
- Luxurious mask-surround in light grey padded leathercloth gives unusual and distinctive appearance.
- Contrasting dark grey control panel with light grey knobs and silver trim.
- Medium sapele veneer cabinet with high-gloss burnished polyester finish.

Model 9153



Power Supply:	200-250 volts 50 c/s A.C. only.		
Power Consumption:	190 watts.		
Bands:	Bands I and III to 405 line standards. Bands IV and V to 625 line standards.		
Main Controls:	Channel selector for Bands I and III VHF. Channel selector for Bands IV and V UHF. Brightness. Volume. On/Off. System switch (405-625 lines).		
Pre-set Controls (at rear):	Horizontal Hold for 625 lines UHF. Horizontal Hold for 405 lines VHF. Vertical Hold. Height. Contrast.		
Tuning:	Bands I and III—fully loaded twelve position turret tuner. Fine tuning is automatic after initial adjustment of pre-set control. Bands IV and V—two-speed tuning control with slow-motion vernier drive.		
Loudspeaker:	6" x 4" elliptical.		
Valves and Crystal Diodes:	EF85 (2) EF80 ECL80 PCL83 EF183 EF184 FL83	PCC189 PCF86 PCL85 ECC82 (2) PL36 PY800 PY86	PC88 PC86 BY100 OA79 OA81 (3) OA70 BA100
Picture Tube:	AW47-91 (19").		
E.H.T.:	16 kV.		
Presentation:	Medium sapele veneered cabinet with high gloss burnished polyester finish. Light grey moulded mask with surround of luxuriously padded matching leather-cloth. Contrasting dark grey control panel with light grey knobs and silver trim. White plastic feet with silver caps. N.B.—The padded leather-cloth front panel surround is an unusual feature which could be emphasised when demonstrating this model to customers.		
Cabinet Dimensions:	Height 17½" (including feet); width 25½" (including knobs); depth 14½" overall.		


Model 9153 Dual Standard Television

 **PHILIPS**—the friend of the family

Dual Standard 19" Television

- Ready to receive 405 and 625 programmes *now*. No further equipment required.
- Automatic fine tuning for V.H.F. tuner.
- Fast/Slow motion drive for U.H.F. tuner.
- On/off, volume and brightness controls.
- Push-button 625/405 system switch.
- Stand, optional extra.
- Front-facing 6" × 4" loudspeaker.
- Medium sapele veneer cabinet with contemporary satin finish. Matching veneered front panel with light grey mask, control panel and knobs. Silver trim.

Model 9155



Power Supply:	200-250 volt 50 c/s A.C. only.		
Power Consumption:	190 watts.		
Bands:	Bands I and III to 405 line standards. Bands IV and V to 625 line standards.		
Main Controls:	Channel selector for Bands I and III VHF. Channel selector for Bands IV and V UHF. Brightness. Volume. On/Off. System switch (405-625 lines).		
Pre-set Controls: (at rear)	Horizontal Hold for 625 lines UHF. Horizontal Hold for 405 lines VHF. Vertical Hold. Height. Contrast.		
Tuning:	Bands I and III—fully loaded twelve position current tuner. Fine tuning is automatic after initial adjustment of pre-set control. Bands IV and V—two-speed tuning control with slow-motion vernier drive.		
Loudspeaker:	6" x 4" elliptical.		
Valves and Crystal Diodes:	EF85 (2) EF90 ECL80 PCL83 EF183 EF184 PL83	PCC189 PCF86 PCL85 ECC82 (2) PL36 PY800 PY86	PC88 PC86 BY100 OA79 OA81 (3) OA70 BA100
Picture Tube:	AW47-91 (19").		
E.H.T.:	16 kV.		
Presentation:	Medium sapele veneered cabinet with contemporary smooth satin finish. Matching veneered front panel with light grey mask and control panel and knobs. Silver trim.		
Dimensions:	Height 17 $\frac{3}{4}$ " (including feet); width 25 $\frac{1}{2}$ " (including knobs); depth 14 $\frac{1}{2}$ " overall.		
Optional Extra:	Stand NT2033.		

Model 9155

Dual Standard Television




PHILIPS — the friend of the family

TWIN
LINE 405/625 23" Television

- Specially designed for quick, easy, inexpensive adaptation to fully switchable 405/625 TV.
- Channel-change control has pre-set stops.
- New, edge-operated brightness and volume controls.
- Elegant slimline cabinet in sapele veneer.
- Attractive stand available if required.
- *This extremely inexpensive TV has been produced specifically for the 23" rental market.*

Model 3142

STAND NT 2035



Power Supply:	200-250 volts 50 c/s A.C. only.
Power Consumption:	180 watts.
Bands:	Bands 1 and 3 to 405-line standards.
Main Controls:	Channel Selector, Fine Tuning, Brightness, Volume, On/Off.
Pre-set Controls (at the rear):	Horizontal hold, Vertical hold, Height, Contrast.
Tuning:	Fully loaded twelve-position turret tuner with end-of-travel stops which can be adjusted for the appropriate local channels. Fine tuning is automatic after initial adjustment.
Loudspeaker:	6" x 4" elliptical.
Valves and Crystal Diodes:	EF85 (2), PCL85, EF80 (2), PL36, ECL80 (2), PY800, PCF80, DY86, PCC89, BY100, PL83, OA70, PCL83, OA79.
Picture Tube:	AW59-91 (23").
E.H.T.:	16kV.
Presentation:	Light medium sapele veneered cabinet with contemporary satin finish. Silver front moulding with surround finished in grey leathercloth. Brown control knobs, and black conical feet.
Dimensions:	Width—unconverted 26½", converted 26½"; depth (overall) 15½"; height (including feet) 20½".
Optional Extras:	Telescopic aerial. Stand.

Model 3142

Convertible Television Receiver




PHILIPS —the friend of the family

Convertible 23" Television

- Specially designed as a switchable 405/625 receiver. Inexpensive 625-line unit quickly and easily fitted when transmissions begin.
- Channel-change has end-of-travel stops.
- Automatic fine tuning.
- Medium/light sapele veneer cabinet with contemporary satin finish.
- Front panel covered in dark grey leathercloth with contrasting stippled white finish. Silver mask and control panel.


Model 3122



specification

Power Supply:	200-250 volts 50 c/s A.C. only.	
Power Consumption:	180 watts.	
Bands:	Bands I and III.	
Main Controls:	Channel selector. Fine tuning. Brightness. Volume. On/Off.	
Pre-set Controls (at rear)	Horizontal Hold. Vertical Hold. Height. Contrast.	
Tuning:	Fully loaded twelve position turret tuner with end-of-travel stops which can be adjusted for the appropriate local channels. Fine tuning is automatic after initial adjustment.	
Loudspeaker:	6" x 4" side facing elliptical.	
Valves and Crystal Diodes:	EF85 (2) EF80 (2) ECL80 (2) PCF80 PCC89 PL83 PCL83 PCL85	PCL85 PL36 PY800 DY86 BY100 OA70 OA79
Picture Tube:	AW59-91 (23").	
E.H.T.:	16 kV.	
Presentation:	Medium/light sapele veneered cabinet with contemporary satin finish. Silver mask on front panel covered with grey fabric stippled white. Silver control panel and polished silver trim. Light grey knobs.	
Dimensions:	Height 20" (excluding feet); width 30½"; depth 16½" (including back-plate).	
Optional Extras:	Stand NT2029. Telescopic aerial NT2005.	


Model 3122
Convertible Television

 **PHILIPS** — the friend of the family

Dual Standard 23" Television

- Ready to receive 405 and 625 programmes *now*. No further equipment required.
- Automatic fine tuning for V.H.F.
- Channel selector for Bands I and III has end-of-travel stops.
- Fast/Slow tuning for U.H.F. with calibrated linear scale.
- On/off, volume and brightness controls.
- Stand, optional extra.
- Powerful 6" × 4" loudspeaker.
- Cabinet in medium/light sapele veneer with contemporary satin finish. Silver mask on front panel covered with dark grey leathercloth stippled white. Silver control panel and polished silver trim. Light grey knobs.

Model 3132



Power Supply:	200-250 volts 50 c/s A.C. only.		
Power Consumption:	180 watts.		
Bands:	Bands I and III to 405 line standards. Bands IV and V to 625 line standards.		
Main Controls:	Channel selector for Bands I and III VHF. Channel selector for Bands IV and V UHF. Fine tuning for Bands I and III VHF. Brightness. Volume. On/Off. System switch (405/625 lines).		
Pre-set Controls: (at rear)	Horizontal Hold for 625 lines UHF. Horizontal Hold for 405 lines VHF. Vertical Hold. Height. Contrast.		
Tuning:	Bands I and III—fully loaded twelve position turret tuner with end-of-travel stops which can be adjusted for the appropriate local channels. Fine tuning is automatic after initial adjustment. Bands IV and V—two-speed tuning control with slow-motion vernier drive, pointer and scale.		
Loudspeaker:	6" x 4" side facing elliptical.		
Valves and Crystal Diodes:	EF85 (2) EF80 (2) ECL80 (2) PCF80 (3) PCC89 PL83 PCL83	PCL85 PL36 PY800 DY86 BY100 EF183 EF184	PC88 PC86 ECC82 OA70 (2) OA79 OA81 (4) BA100
Picture Tube:	AW59-91 (23").		
E.H.T.:	16 kV.		
Presentation:	Medium/light sapele veneered cabinet with contemporary satin finish. Silver mask on front panel covered with dark grey leather-cloth stippled white. Silver control panel and polished silver trim. Light grey knobs.		
Dimensions:	Height 20" (excluding feet); width 30 $\frac{1}{2}$ "; depth 16 $\frac{1}{2}$ " (including back-plate).		
Optional Extras:	Stand NT2029. Telescopic aerial NT2005.		

Model 3132

Dual Standard Television




PHILIPS—the friend of the family

TD UK2 Slave Television

- Specially designed for use with the TD UK2 wired TV system.
- Rectangular 19" screen.
- First-class radio reception of Home Service, Light Programme and Luxembourg. Radio reception does not consume domestic electricity.
- Elegant cabinet styled in sapele veneer.

Model 1916U



Power Supply:	200-250V A.C. 50 c/s. or D.C.
Power Consumption:	170 watts.
Main Controls:	Brightness, Contrast, Volume, On/Off (all rotary).
Pre-set Controls (at rear of receiver):	Vertical Hold, Height, Horizontal Hold.
Channel Selection:	By means of the Rediffusion Programme Switch to receive B.B.C., I.T.A., or one of three radio programmes. (Note: to receive television programmes, the television receiver must be switched on and the Rediffusion programme switch must be operated. To receive sound radio, the television receiver need not be switched on and only the Rediffusion programme switch has to be operated.)
Loudspeaker:	6" x 4" elliptical mounted at front.
Valves (11):	PY82 (2), ECL80 (2), EF80 (2), PCL85, PL36, PY800, EY86, PCF80, plus two crystal diodes.
C.R.T.:	AW47-90 19" tube.
E.H.T.:	16 kV.
Presentation:	Sapele veneered cabinet. Matt polyester finish, light-coloured front moulding and knobs, bold trim.
Cabinet Dimensions:	Width 23"; height 17"; depth 9" (14" including backplate).

Model 1916U
TD UK2 Slave Television



PHILIPS—the friend of the family

AT7530/01 625 conversion kit for 9I21, 9I22, 9I25

AT7531/01 625 conversion kit for 9I23

AT7532/01 625 conversion kit for 3I21

NT2050/01 625 conversion kit for 9I42, 3I42

NT2052 625 conversion kit for 3I22

TELEVISION ACCESSORIES

